

Bricks range

Western Australia

January 2020



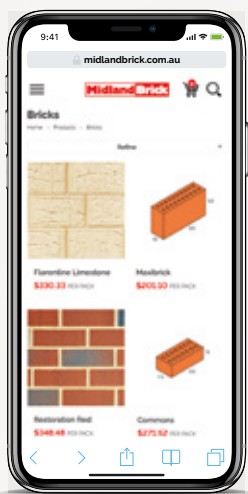
shop online 24/7
midlandbrick.com.au

Contents

How to choose face bricks	3
Midland Reds	7
Midland Creams	9
Coda	10
Handmade	11
Manor	13
Contempo	14
Contempo Madrid	14
Estilo	15
Pearl	16
Classique	17
The benefits of brick	18
Important information	19

Shop 24/7

Visit our online shop where you can select and buy from our full range of bricks, pavers and blocks 24/7.



Copper Pearl

How to choose face bricks

1 Decide your style.

Before selecting bricks it's worthwhile gathering ideas on the style of house you would like to build, as the design can greatly influence the type of bricks you use. Here are four different styles to get you started.

Coastal

A style that is inspired by the natural environment with a light and relaxed feel. Consider bricks in our Midland Cream or Manor ranges, with careful consideration for the mortar colour and joint finish.



Contemporary

Inspired by the return of post modernism with its clean lines and openness, this look can be perfectly complemented with bricks from our Contempo, Estilo, Pearl and Coda ranges.



Urban

The key to this style is a sleek edgy design, matched with the unexpected use of raw materials. Consider internal walls of exposed brick to add a bold twist, like our Coda range or popular Restoration Red.



Classic

Inspired by styles past but never out of fashion, this look is warm and inviting. For anything from Colonial to Federation, you'll find plenty of choice in our Manor, Handmade and Midland Red ranges.



How to choose face bricks

2 Finesse the finer details.

How much influence you have on the choice of brick for your project may depend on whether you're building it yourself, have an architect involved or are using a builder. As a rough guide though, here are some things to consider.

✓ Location

The location of your home may help determine the type of bricks and mortar joints you need.

All Midland Brick face bricks are suitable for construction along the coast.

Where homes are subject to severe coastal conditions, including homes subject to airborne salt spray, on land with highly saline soil or near sources of air pollution (such as an industrial site) please consult a Midland Brick Sales Advisor for more information.

✓ Colour & texture

The colour and texture of the bricks you choose will help you create the look, feel and style of your new home. Midland Brick colours range from light neutral tones to deep dark shades.



SMOOTH BRICKS have a consistent texture and an almost ceramic appearance with straight edges.




CUT FACE BRICKS have a dragged or ripped appearance across the face, giving them a weathered look that is well suited to coastal style homes.



ROLLED BRICKS are treated with distinctive patterns prior to firing, which produces a variety of textures.



HANDMADE BRICKS echo the bricks from centuries ago with a rough, uneven texture. They are created in individual moulds to create a truly unique look.



COACH STYLE BRICKS have a rough texture and uneven edges which give them a rustic look, perfect for heritage or industrial style homes.

✓ Size

One size does not fit all
– Midland Brick bricks come in a range of sizes.

- **STANDARD** 76mm high bricks (230mm long x 110mm wide)
- **SLIMLINE** 47mm high bricks (290mm long x 90mm wide)
- **DOUBLE HEIGHT** 162mm bricks (290mm long x 90mm wide)

A combination of brick sizes can be used for the entire house.

Consider patterns, window sills, feature walls, formal areas and architectural details.




✓ Mortar

You may be surprised to know the colour and type of mortar joint (the space between the bricks) can have a striking impact on the overall look of your wall.

Common mortar colours



NATURAL
or GREY



WHITE or
OFF WHITE




CREAM
or BUFF



COLOURED to
match brick colour

Common mortar joints


The mortar joint refers to how the band of mortar between the bricks is finished. To protect against salt erosion in coastal areas and where exposure grade units may be required, a sealed joint (ironed/rolled or flush) is recommended.



RAKED



IRONED or
ROLLED



FLUSH



STRUCK


✓ Brick bonds and other decorative effects

A bond is the pattern in which bricks are laid.

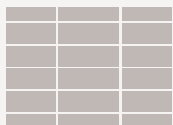
Whether you're after a more traditional look, or want to create a stand out feature wall, bricks offer incredible versatility. When choosing bricks, consider how creatively you're planning to lay them.

Note: A consultation for structural integrity is recommended.


Common brick bond patterns




STRETCHER BOND




STACK BOND







FLEMISH BOND



SOLDIER COURSE (with
stretcher bond)



SCOTTISH BOND
(full headers
every 6th course)



✓ Utility bricks

All products, including our utility bricks, are manufactured to the highest quality to meet Australian Standards.

ACOUSTIC LONGREACH / LONGREACH 305x90x76mm - 37.0 bricks per sqm

STANDARD COMMON 230x110x76mm - 48.5 bricks per sqm

MODULAR 290x90x90mm - 33.3 bricks per sqm

FASTWALL 305 305x90x162mm - 18.5 bricks per sqm

MAXIBRICK / ACOUSTIC MAXIBRICK 305x90x162mm - 18.5 bricks per sqm

FASTWALL 305 GALVANISED LINTEL Openings up to 2410mm



Acoustic
Longreach

Longreach

Standard
Common

Modular

Fastwall 305

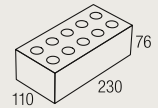
Acoustic
Maxibrick

Maxibrick

Fastwall 305
Galvanised Lintel




Midland Reds



True classics, with rich red hues perfectly at home in both traditional and modern architectural styles.



Burnished Red



Heritage Red




Russet Red




Mallee



Salmon Gum



Red Smooth



Kalbarri



Restoration Red



Restoration Red Coach



Subiaco Red



Subiaco Red Coach



Traditional



Red Smooth



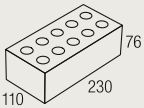
Traditional Coach

NOTE: NATURAL PRODUCTS CAN VARY – some variation in appearance and consistency may occur. We recommend making final colour selections from an actual sample.

Midland Brick - Bricks Range



Midland Creams



Evoke the feeling of coastal chic with cool, gentle colours and subtle blends that truly reflect the Western Australian lifestyle.



Cream Mexi



Cream Mexi Coach



Cream Smooth



Desert Oak



Limestone Hue



Milano



Cream Mexi



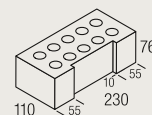
Seville



Tuscan

NOTE: NATURAL PRODUCTS CAN VARY – some variation in appearance and consistency may occur. We recommend making final colour selections from an actual sample.


Midland Brick - Bricks Range



A brick that plays with texture and depth of field. Its distinctive shape makes Coda exciting to work with and one of the most unique bricks in our range.



Grey



Red Smooth



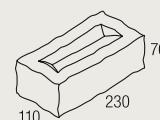
Painted



Grey

NOTE: NATURAL PRODUCTS CAN VARY – some variation in appearance and consistency may occur. We recommend making final colour selections from an actual sample.
Midland Brick – Bricks Range

Handmade



Timeless classics reminiscent of the bricks of yesteryear, made with the quality of today. Natural colours and deep, rustic textures combine to create a unique heritage feel.



Caversham



Helena Vale

PSR



Sandalford



Woodbridge



Woodbridge

PSR

The uniqueness of our Handmade bricks means they will vary in size in all dimensions.

The colour will also vary within and between each production run.

We recommend they be sealed, and a flushed or rolled joint be used if building within 1km of the sea.

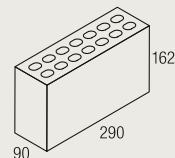
PSR Personal Selection Recommended
Bricks will vary in size and colour, as each firing creates a very individual look to achieve the traditional character. We invite you to personally select your bricks at our Middle Swan Sales Office where a Midland Brick Sales Advisor will be able to assist you in your selection.

NOTE: NATURAL PRODUCTS CAN VARY – some variation in appearance and consistency may occur. We recommend making final colour selections from an actual sample.

Midland Brick - Bricks Range



Manor



Double the height for double the impact! As the largest range of two course bricks in Western Australia, Manor is a stylish and popular option for a wide variety of architectural styles.



Hessian



Amber Glow



Menora



Whitecliffe




Augusta Limestone



Redwood




York



Opal Blush



Florentine Limestone



Tammin




Silverbirch



Blackwell



Provincial Avignon

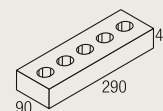


Hessian

NOTE: NATURAL PRODUCTS CAN VARY – some variation in appearance and consistency may occur. We recommend making final colour selections from an actual sample.

Midland Brick - Bricks Range

Contempo



As the name suggests, Contempo is a brick for today's modern homes. In a few words: sharp, modern, sleek and elegant. With colours that are neutral and timeless, Contempo will never be out of fashion.

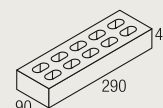


Grey




Ivory

Contempo *Madrid*




Contempo Madrid is a premium slimline range crafted in Spain. The unique colours are totally distinctive to this exceptional collection, while the Spanish clays create a dense and very durable ultra-smooth finish.



Blanco



Ceniza



Gris



Ceniza

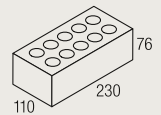


Nero

NOTE: Contempo Madrid is an imported product. Due to a high density clay used, the moisture absorption rate is reduced when compared to locally manufactured clay brick products. Solids are not available.

NOTE: NATURAL PRODUCTS CAN VARY – some variation in appearance and consistency may occur. We recommend making final colour selections from an actual sample.
Midland Brick - Bricks Range

Estilo



Stylish, modern, and crafted in Spain, Estilo is our premium range of standard, monochromatic face bricks. Designed to complement contemporary architectural trends, Estilo exudes a high-end look.



Blanco



Atlas



Nero Azul



Nero Metalico



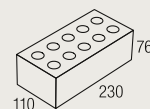
Nero Azul



Blanco

NOTE: NATURAL PRODUCTS CAN VARY – some variation in appearance and consistency may occur. We recommend making final colour selections from an actual sample.


Pearl



With clean contemporary lines and an even, monochromatic colour, the Pearl range is as classically beautiful and versatile as its name suggests.




Amber Pearl



Black Pearl



Copper Pearl



Grey Pearl



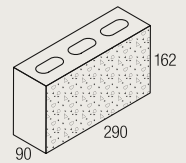
Ivory Pearl



Grey Pearl

NOTE: NATURAL PRODUCTS CAN VARY – some variation in appearance and consistency may occur. We recommend making final colour selections from an actual sample.
Midland Brick - Bricks Range

Classique



Bold in texture and striking in colour, the Classique range works beautifully in both contemporary and traditional settings.



Castle Grey Stone



Ebony Stone



Limestone



Classique Limestone

NOTE: NATURAL PRODUCTS CAN VARY – some variation in appearance and consistency may occur. We recommend making final colour selections from an actual sample.

Midland Brick - Bricks Range

The benefits of brick

Building with brick has many advantages, like strength and durability, but one huge benefit is the environmental reward.

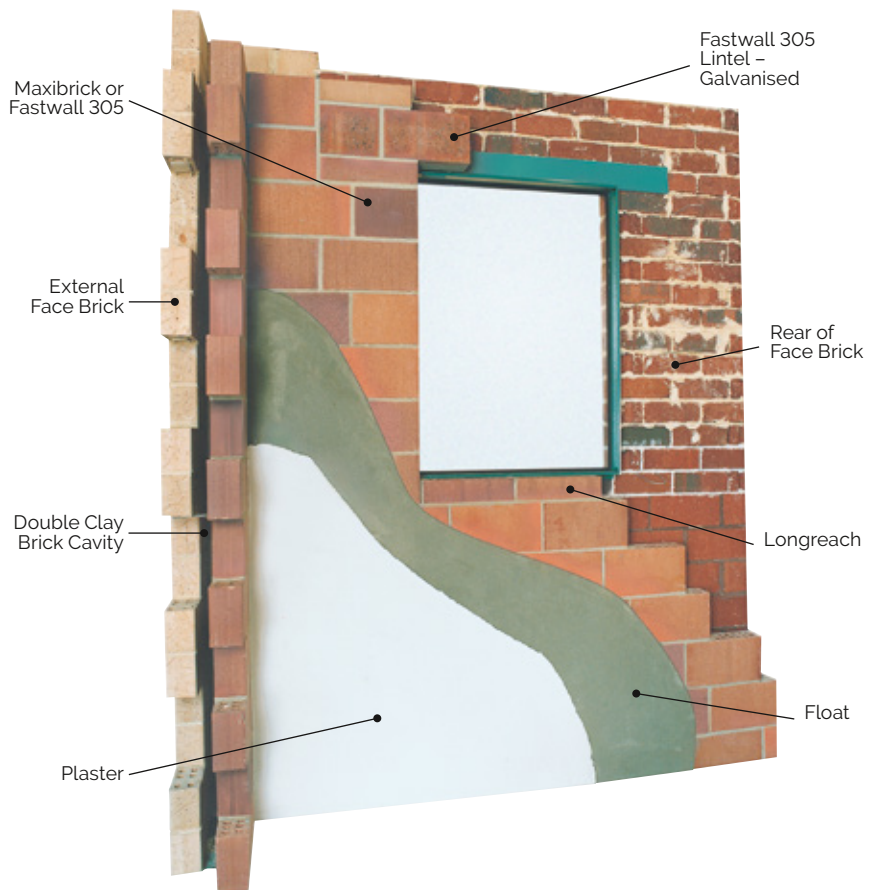
Take, for example, your energy consumption. Artificial heating and cooling is a major household cost and source of greenhouse emissions, so it makes sense to reduce this energy use by building with high thermal mass materials such as brick.

Recent research by Think Brick Australia and the University of Newcastle found clay brick construction was a more energy efficient and sustainable walling solution when compared to other forms of construction.

The study found that when coupled with good solar passive design, building with bricks reduced internal temperature fluctuations to ensure comfortable living conditions year-round.

Put simply, bricks gradually absorb heat to keep buildings cool in summer, while in winter, they hold the home's heat longer, keeping those inside warm.

DOUBLE CLAY BRICK CONSTRUCTION



✓ Solar passive design

Clay bricks, when used together with well-planned design principles such as solar passive design, can make a significant difference to energy consumption used for heating and cooling your home – energy efficiency that is virtually 'built in'.

Note: Solar passive design features (see right) are more effective when used in combination (not individually) and tailored to your specific climate needs.

Features

ORIENTATION AND SOLAR ACCESS – Site orientation or the position of the house relative to the sun, so that house can take advantage of naturally available energy.

GLAZING AND SHADING – Effective use of eaves, window tinting and double-glazed windows and glass doors.

SEALING AND VENTILATION – Cross ventilation – openings on both sides of the home – allows fresh breezes to circulate more effectively. Thermal mass in internal walls (such as clay brick) is still needed to even out temperatures. Vents may also be installed in the roof space to help regulate air flow year-round.

INSULATION – The use of insulation in walls and ceilings, to act as a barrier to heat flow, is essential to providing year-round comfort.

THERMAL MASS – This is the ability of a material to absorb heat. High density materials such as bricks and tiles have high thermal mass, which when used correctly moderates internal temperatures by averaging day/night extremes. Thermal research* has shown clay brick to be a superior building material in providing comfortable and energy efficient living environments.

* Thermal research program over 8 years by Brick manufacturers and Think Brick Australia in collaboration with The University of Newcastle's Faculty of Engineering and Built Environment.

Important information

Safety Information. We have safety information sheets providing details on brick cutting, cleaning, safe storage and movement of bricks and pavers. Ask our Sales Advisors or see online for more information and leaflets.

Ordering Product. When ordering product, we recommend they are all delivered at the same time to ensure colour consistency as colours will vary within and between batches.

Country Orders. Bricks and pavers can be double strapped, packed and strapped onto pallets and/or shrink wrapped for country cartage on request. 48 hours notice required. Price on application. Note: Clients are reminded that when picking up product ex works, vehicles must have side gates or mesh. Mesh can be purchased direct from Midland Brick.

Product Inspection. We strongly recommend at all times there be careful inspections and supervision of all bricks and pavers delivered to ensure satisfactory results prior to and during installation. Any complaints regarding product should be directed to the place of purchase PRIOR to laying.

Colour Variation. Products on display are examples, variation will occur naturally within a production run and with each production run of products.

Chipping and Breakage. Some minor chipping and breakage can occur during the delivery, off loading and laying of all products. This should not exceed 5% of the completed product. It is recommended that this product be used for cuts and infills.

Score Marks. Score or drag marks may occur during the face texturing and manufacturing process. These marks are a characteristic of the product and may be evident on textured or mexi-cut type bricks as vertical lines. During the manufacturing process deep and wide drag marks may occur from time to time. 'Drag marks' are a part of the product and do not detract from the overall appearance of the completed wall when laid, as can be seen in our brochures and on our branches' display walls.

Sizing. Product supplied is within the dimensional tolerances specified in Australia/ New Zealand Standard AS/NZS 4455. For further information please contact Midland Brick. Sizes and number per square metre are nominal only and subject to variance due to installation technique, product colour and size variation through manufacturing processes. Please consult your Midland Brick Sales Advisor if mixing various colours into patterns.

Colour Blending. For the best colour blending results, blend your bricks and pavers from various packs as you lay. Ask our Sales Advisors for more information or download the brochure online.

Cutting. When cutting products, please ensure that the product is fully wetted (soaked with water), to reduce the chance of discolouration from cutting slurry entering the product surface. Similarly, ensure all slurry is washed from any cut product before laying. Ensure that no cutting slurry falls on the surface of product already laid. Please refer to www.midlandbrick.com.au on Cutting Procedure for further information or enquire with a Sales Advisor.

Website Information Service. Information about Midland Brick's range of quality bricks, pavers, retaining walls and technical specifications is available to download free of charge. Visit www.midlandbrick.com.au.

Brick Face. Standard Face Bricks have only one purpose made face, except 'Handmade' which is produced with two purpose made faces.

Solids. Variations in colour may occur between solid and cored face bricks of the same name.

'Handmade' Bricks and Pavers.

- To maintain the traditional character of 'Handmade' bricks, they will vary in size and colour.
- When using 'Handmade' bricks within 1km of the ocean we strongly recommend that flushed or rolled joints be used.
- We invite you to personally select from our range of 'Handmade' bricks at the Middle Swan Selection Centre and Yard, as each firing creates a very individual look. Our Sales Advisors will be pleased to help you select bricks for your project.
- Handmade bricks are manufactured to sizing class DWØ.

Utility Bricks. Not all utility bricks are suitable for external use. We recommend you discuss applications with your Midland Brick Sales Advisor. Please note all utility bricks are not colour specific.

Masonry Blocks. All concrete masonry products shrink over time and allowance for this must be included in the building design. For unreinforced walls using concrete masonry product, control joints must be incorporated at centres not exceeding 6 metres. Please speak to your Midland Brick Sales Advisor or refer to AS3700 for further information.

Architectural Shapes, Custom Colours.

Special shapes, squints, sill bricks, utilities and custom colours are available subject to quantity required, scope of a project and availability of clay and materials. Please consult your Midland Brick Architectural Rep for more information.

Certified Strength Bricks. For specialised building projects Midland Brick produce a range of certified strength bricks – details of specifications and costs are available on application.

Mortar Mix Recommendations for Concrete Masonry.

M3 Applications (as per AS3700)

Subject to non-saline wetting and drying – General Purpose

1 Cement : 1 Lime : 6 Sand or,

1 Cement : 5 Sand – requires the use of methyl cellulose water thickener.

M4 Applications (as per AS3700)

Subject to saline wetting and drying – Exposure

1 Cement : 0.5 Lime : 4.5 Sand or,

1 Cement : 4 Sand – requires the use of methyl cellulose water thickener.

Note: Please be aware that the sand used in mortar is sourced from different locations. This may result in a difference between the mortar colour of your new home and the mortar colour of product displayed at our selection centres. Please ensure you discuss this important factor with your builder.

Two Storey Projects. For two storey projects Midland Brick can block stack face bricks on site, and later lift them onto the first floor slab if possible (charges apply). It is recommended that all face bricks be delivered at the same time to ensure colour consistency between storeys.

Brickwork by the Coast. To achieve maximum protection in coastal areas, a sealed joint (flush or rolled) with an approved damp proof course is recommended. To ensure the best possible performance of any brickwork in severe marine environments, exposure grade units are required. Please consult your Midland Brick sales office if more information is required.

Damp Proof Course (DPC).

It is imperative that adequate damp proof course is installed to protect the brickwork from excessive ground salts and moisture. Damp proofing in the external leaf of masonry, piers and in garden walls is important to ensure that the bricks maintain their appearance. The damp proof course must be installed correctly and above ground level to ensure it functions correctly.

For more information about Midland Brick



Call us on **13 15 40**



Visit our website at **midlandbrick.com.au**



Drop into a Midland Brick Selection Centre or Reseller

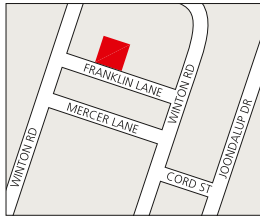
Selection Centres



Selection Centre & Yard



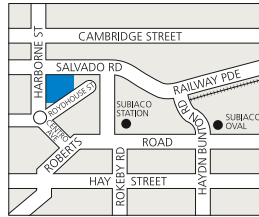
Selection Centre



Joondalup
16 Franklin Lane



Middle Swan
102 Great Northern Hwy

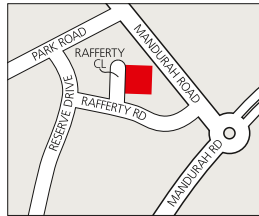


Subiaco
Home Base, 55 Salvado Rd

Authorised Regional Resellers



Bunbury
Beyond Bricks
11 Denning Road
(08) 9721 9777



Mandurah
Beyond Bricks
4 Rafferty Close
(08) 9535 5030

Adelaide (SA)
Boral Bricks Pooraka
(08) 8304 6999

Albany
CamTrans Pty Ltd
(08) 9841 7409

Bunbury
Beyond Bricks
(08) 9721 9777

Busselton
KD Power & Co.
(08) 9752 1177
Soils Aint Soils
(08) 9751 5322

Carnarvon
Tropics Hardware
(08) 9941 2884

Cervantes
Hunters Cervantes
Transport
(08) 9652 7013

Dongara
Marsdens Transport
(08) 9927 1145

Esperance
Star Transport
(08) 9071 2345

Exmouth
Exmouth Hardware
& Building Supplies
(08) 9949 1837

Geraldton
Goldings Paving Centre
(08) 9938 1061

Jurien Bay
RDi Transport
(08) 9652 1241

Kalbarri
Kalbarri Carriers
(08) 9937 1500

Kalgoorlie
City Building Supplies
(08) 9091 4515

Katanning
Katanning Hardware
(08) 9821 1411

Lake Grace
Nambec Nominees
(08) 9865 1151, 0427 652 151

Lancelin
Lancelin Transport
(08) 9655 1827,
0407 386 548

Lancelin Trade & Rural
(08) 9655 2198

Mandurah
Beyond Bricks
(08) 9535 5030

Manjimup
Cutts Transport Pty Ltd
(08) 9777 0888

Margaret River
Podmore Holdings
(08) 9757 2422

Narrogin
Narrogin Freightlines
0418 924 591

Northam
Lloyd's Contracting
(08) 9622 7660

Southern Cross
SX Hardware & News
(08) 9049 1014

Wagin
Alexander Galt & Co
(08) 9861 1087

Wongan Hills
Overland Freight
(08) 9671 1457, 0427 711 821

York
York Landscape Supplies
(08) 9641 2300



Samples and displays should be viewed as a guide only. Colour/shade variations occur from batch to batch. Colours shown in this brochure are indicative only and should not be used for final selection. Whilst every effort is made to supply product consistent with brochures and examples, some colour and texture variation may occur within production runs. Not all colours are available in every region for each product. See your retailer for colours available in your region. Products ordered should be chosen from actual samples current at the time of order and are subject to availability. Photographs in this brochure are only representative of Midland Brick products and the appearance and effect that may be achieved by their use. Customers should ensure all delivered products are acceptable, and any concerns about products are made prior to laying.



This publication is printed onto paper stock that is manufactured from timber sourced from sustainable resources. Both printer and paper manufacturer are accredited to the highest international environmental standards.