


Price List

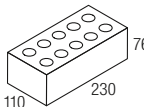
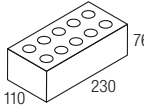
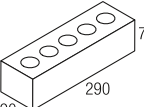
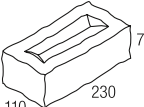
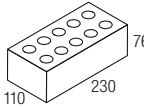
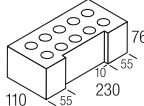
Bricks, blocks, pavers and retaining walls

Effective July 2018



shop online 24/7
midlandbrick.com.au

Face bricks

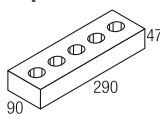
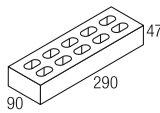
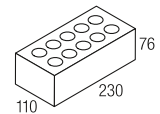
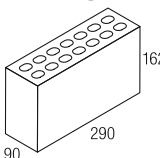
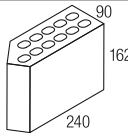
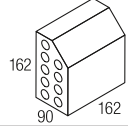
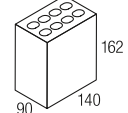
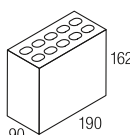
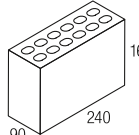
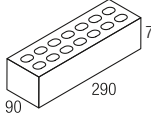
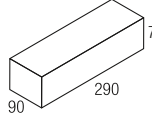
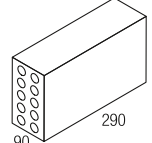
	Colour	RRP inc. GST per 1000	RRP excl. GST per 1000	RRP inc. GST per pack	Bricks per Sq metre	Bricks per pack					
Midland Reds 230x110x76mm Cored											
	Burnished Red	\$1,204.50	\$1,095.00	\$317.99	48.5	264					
	Heritage Red										
	Kalbarri										
	Mallee										
	Red Smooth										
	Restoration Red										
	Russet Red										
	Salmon Gum										
	Subiaco Red										
	Traditional										
Restoration Red Coach	\$1,408.00	\$1,280.00	\$371.71	48.5	264						
Subiaco Red Coach											
Traditional Coach											
Solids are available for an additional \$302.50 per thousand onto the cored brick price (inc. GST).											
Midland Creams 230x110x76mm Cored											
	Cream Mexi	\$1,204.50	\$1,095.00	\$317.99	48.5	264					
	Cream Smooth										
	Desert Oak										
	Limestone Hue										
	Milano										
	Seville										
	Tuscan										
	Cream Mexi Coach						\$1,408.00	\$1,280.00	\$371.71	48.5	264
Solids are available for an additional \$302.50 per thousand onto the cored brick price (inc. GST).											
NEW New York 290x90x76mm Cored											
	Albany	\$1,314.50	\$1,195.00	\$331.25	38.8	252					
	Hudson										
	Newburgh										
	Albany Coach						\$1,518.00	\$1,380.00	\$382.54	38.8	252
	Hudson Coach										
Newburgh Coach											
Solids are available for an additional \$300.00 per thousand onto the cored brick price (inc. GST).											
Handmade* 230x110x76mm											
	Caversham	PSR	\$1,237.50	\$1,125.00	\$326.70	48.5	264				
	Helena Vale										
	Sandalford										
	Woodbridge										
								PSR			
All 'Handmade' bricks going to country areas must be shrink wrapped. Additional cost is \$55.00 (inc. GST) per thousand. Handmade bricks are manufactured to sizing class DWO. Please see 'Handmade' Bricks and Pavers section on page 13 for more information.											
Pearl 230x110x76mm Cored											
	Amber	\$1,496.00	\$1,360.00	\$394.94	48.5	264					
	Black										
	Copper										
	Grey										
	Ivory										
Solids are available for an additional \$302.50 per thousand onto the cored brick price (inc. GST).											
Coda 230x110x76mm Cored											
	Grey	\$1,947.00	\$1,770.00	\$514.01	48.5	264					
	Red										
Solids are NOT available for Coda.											

PSR Personal Selection Recommended – Bricks and pavers will vary in size and colour, as each firing creates a very individual look to achieve the traditional character. We invite you to personally select your bricks and pavers at our Middle Swan Sales Office where our Sales Advisors will be able to assist you in your selection.

NOTE:

- Prices include GST unless indicated.
- Prices ex-Middle Swan Brickworks.
- Delivery charges are not included.
- All weights are approximate.
- All prices and information listed are subject to revision without notice. Please re-confirm at time of order.
- All products picked up from a yard (excluding Middle Swan) will include the additional cost of cartage from the Brickworks to the yard.
- There is a handling service fee for all products that are delivered or picked up loose or in part packs.
- A \$100 (inc. GST) restocking fee plus transport applies to any stock returned to yards. Stock must be in packs or on pallets as purchased.

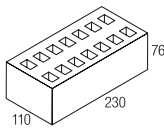
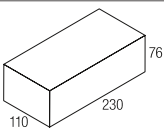
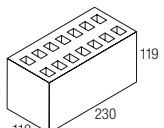
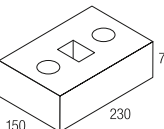
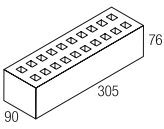
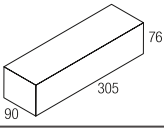
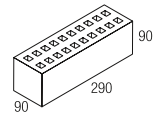
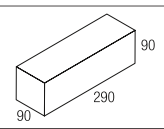
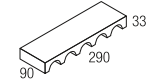
Face bricks

	Colour	RRP inc. GST per 1000	RRP excl. GST per 1000	RRP inc. GST per pack	Bricks per Sq metre	Bricks per pack / pallet	
Contempo 290x90x47mm Cored							
	Grey Ivory	\$1,034.00	\$940.00	\$446.69	58.5	432 / pack	
Solids are available for an additional \$357.50 per thousand onto the cored brick price (inc. GST).							
Contempo Madrid 290x90x47mm Cored							
	Blanco Ceniza Gris Nero	\$2,370.50	\$2,155.00	\$1,208.96 / pallet	58.5	510 / pallet	
Solids are NOT available for Contempo Madrid. Contempo Madrid bricks are delivered on pallets. They do not incur a fee and are non-returnable.							
Estilo 230x110x76mm Cored							
	Atlas Blanco Nero Azul Nero Metalico	\$2,777.50	\$2,525.00	\$1,199.88 / pallet	48.5	432 / pallet	
Solids are NOT available for Estilo. Estilo bricks are delivered on pallets. They do not incur a fee and are non-returnable.							
Manor Range 290x90x162mm Cored							
	Amber Glow Augusta Limestone Blackwell Florentine Limestone Hessian Menora Opal Blush Provincial Avignon Redwood Silverbirch Tammin Whitecliffe York	\$2,502.50	\$2,275.00	\$330.33	19.4	132	
Manor Accessories							
External 45° Squint		\$3,349.50	\$3,045.00	\$442.13	–	132	
Sill Brick Snaps		\$3,349.50	\$3,045.00	\$442.13	–	132	
Fraction Snaps		140mm 2 units/block for 140mm Snaps	\$2,502.50	\$2,275.00	\$660.66	–	264
 	190mm 240mm	\$2,502.50	\$2,275.00	\$330.33	–	132	
76mm Longreach		Cored	\$1,314.50	\$1,195.00	\$331.25	–	252
 	Solid	\$1,600.50	\$1,455.00	\$403.33	–	252	
Finishing Brick			\$3,349.50	\$3,045.00	\$442.13	–	132
							

NOTE: • Prices include GST unless indicated.
 • Prices ex-Middle Swan Brickworks.
 • Delivery charges are not included.
 • All weights are approximate.

• All prices and information listed are subject to revision without notice. Please re-confirm at time of order.
 • All products picked up from a yard (excluding Middle Swan) will include the additional cost of cartage from the Brickworks to the yard.
 • There is a handling service fee for all products that are delivered or picked up loose or in part packs.
 • A \$100 (inc. GST) restocking fee plus transport applies to any stock returned to yards. Stock must be in packs or on pallets as purchased.

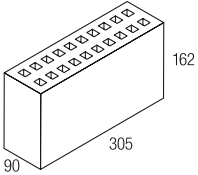
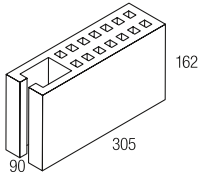
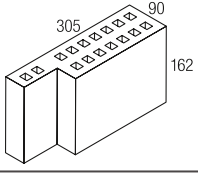
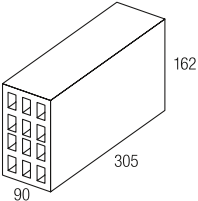
Utility bricks

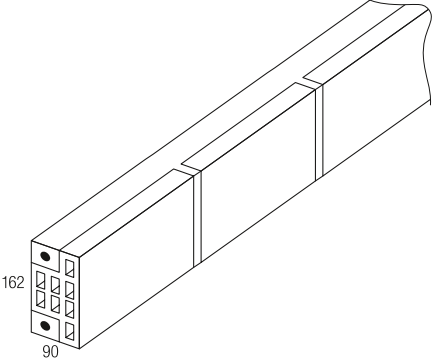
	Description	RRP inc. GST per 1000	RRP excl. GST per 1000	RRP inc. GST per pack	Bricks per Sq metre	Bricks per pack
Commons 230x110x76mm						
	Cored – Plain <i>Higher load bearing Commons are available – made to order.</i>	\$1,028.50	\$935.00	\$271.52	48.5	264
	Paint Grade – Purpose made cored	\$1,111.00	\$1,010.00	\$293.30	48.5	264
	Renders – <i>When available. Size may vary.</i> Non load bearing. Mixed, structurally sound bricks suitable for rendering.	\$748.00	\$680.00	\$197.47	48.5	264
	Solid – Plain	\$1,419.00	\$1,290.00	\$374.62	48.5	264
	Stubbies – Plain 230x110x119mm <i>Higher load bearing Stubbies are available – made to order.</i>	\$1,523.50	\$1,385.00	\$255.95	32.3	168
Special Performance 230x150x76mm						
	Standard – Plain <i>Higher load bearing Special Performance are available – made to order.</i>	\$1,523.50	\$1,385.00	\$310.79	48.5	204
Longreach 305x90x76mm						
	Cored – Plain <i>Higher load bearing Longreach bricks are available – made to order.</i>	\$929.50	\$845.00	\$234.23	37.0	252
	Renders – <i>When available. Size may vary.</i> Non load bearing. Mixed, structurally sound Longreach bricks suitable for rendering.	\$775.50	\$705.00	\$195.43	37.0	252
	Acoustic – NEW Consult with a Structural Engineer for use in multi-storey construction.	\$957.00	\$870.00	\$241.16	37.0	252
	Solid – Plain	\$1,292.50	\$1,175.00	\$325.71	37.0	252
Modular 290x90x90mm						
	Cored – Plain <i>Higher load bearing Modular bricks are available – made to order.</i>	\$1,188.00	\$1,080.00	\$256.61	33.3	216
	Paint Grade – Purpose made cored <i>Made to order.</i>	\$1,237.50	\$1,125.00	\$267.30	33.3	216
	Renders – <i>When available.</i> Non load bearing. Mixed, structurally sound Modular bricks suitable for rendering.	\$775.50	\$705.00	\$167.51	33.3	216
	Solid	\$1,545.50	\$1,405.00	\$333.83	33.3	216
	Splits 290x90x33mm	\$1,496.00	\$1,360.00	\$646.27	–	432

NOTE: • Prices include GST unless indicated.
• Prices ex-Middle Swan Brickworks.
• Delivery charges are not included.
• All weights are approximate.

• All prices and information listed are subject to revision without notice. Please re-confirm at time of order.
• All products picked up from a yard (excluding Middle Swan) will include the additional cost of cartage from the Brickworks to the yard.
• There is a handling service fee for all products that are delivered or picked up loose or in part packs.
• A \$100 (inc. GST) restocking fee plus transport applies to any stock returned to yards. Stock must be in packs or on pallets as purchased.

Utility bricks

	Description	RRP inc. GST per 1000	RRP excl. GST per 1000	RRP inc. GST per pack	Bricks per Sq metre	Bricks per pack
Maxibrick Range 305x90x162mm						
	Maxibrick (nominal weight range 5.1-5.9kg) Consult with a Structural Engineer for use in multi-storey construction. <i>Higher load bearing Maxis are available – made to order.</i>	\$1,523.50	\$1,385.00	\$201.10	18.5	132
	MaxiLite 12mpa (nominal weight range 4.7-5.2kg) Consult with a Structural Engineer for use in multi-storey construction.	\$1,446.50	\$1,315.00	\$190.94	18.5	132
	Maxi Renders – When available. (nominal weight range 5.1-5.9kg) Mixed, structurally sound Maxibricks suitable for rendering in single storey construction.	\$1,133.00	\$1,030.00	\$149.56	18.5	132
	Acoustic Maxibrick (nominal weight range 6-6.6kg) Consult with a Structural Engineer for use in multi-storey construction.	\$1,622.50	\$1,475.00	\$214.17	18.5	132
	Tie-Down Maxi (nominal weight range 5-5.4kg) Consult with a Structural Engineer for use in multi-storey construction.	\$2,062.50	\$1,875.00	\$272.25	18.5	132
	Downpipe Maxi (nominal weight range 5-5.4kg). Consult with a Structural Engineer for use in multi-storey construction.	\$2,062.50	\$1,875.00	\$272.25	18.5	132
Fastwall 305x90x162mm						
	(nominal weight range 4.7-5.2kg) Suitable for single storey construction. Internal use only.	\$1,446.50	\$1,315.00	\$190.94	18.5	132

	Description	Length (m)	RRP inc. GST
Fastwall/Maxibrick Lintel – Galvanised Various Lengths x 90x162mm			
	Reinforced Fastwall Lintel is specifically produced for use with Midland Brick's Fastwall and Maxibrick.	0.935	\$72.23
		1.250	\$96.56
		1.565	\$120.90
	The reinforced Lintel reduces construction costs and maintenance.	1.880	\$145.23
		2.195	\$169.57
		2.510	\$193.90
		2.825	\$218.23
	The Lintel standard price is \$77.25 per lineal metre inc. GST.	3.140	\$242.57

NOTE:

- Prices include GST unless indicated.
- Prices ex-Middle Swan Brickworks.
- Delivery charges are not included.
- All weights are approximate.
- All prices and information listed are subject to revision without notice. Please re-confirm at time of order.
- All products picked up from a yard (excluding Middle Swan) will include the additional cost of cartage from the Brickworks to the yard.
- There is a handling service fee for all products that are delivered or picked up loose or in part packs.
- A \$100 (inc. GST) restocking fee plus transport applies to any stock returned to yards. Stock must be in packs or on pallets as purchased.

Breeze blocks

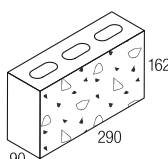
	Colour	RRP inc. GST per block	RRP inc. GST per 1000	RRP inc. GST per pallet	Weight per block (kg)	Blocks per Sq metre	Blocks per pallet
Ficus 395x90x195mm 	White	\$16.50	\$16,500.00	\$2,376.00	9	12.5	144
Isabela 395x90x195mm 	White	\$16.50	\$16,500.00	\$2,376.00	9	12.5	144
Carnaval 395x90x195mm 	White	\$16.50	\$16,500.00	\$2,376.00	9	12.5	144

All Breeze Blocks are delivered on pallets. This will incur an additional fee of \$40 (inc. GST) per pallet and is fully refundable on return within 6 months of purchase date. Pallets can be arranged to be collected for a \$10 per pallet charge. Small fractions are available and may either be cut to size or purpose made. Blocks are also available in other colours – enquire with a Sales Advisor for more information. For unreinforced walls using concrete masonry product, control joints must be incorporated at centres not exceeding 6 metres. Refer to AS3700 for further information.

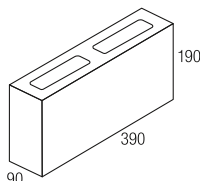
NOTE: • Prices include GST unless indicated.
• Prices ex-Middle Swan Brickworks.
• Delivery charges are not included.
• All weights are approximate.

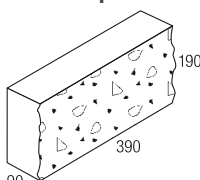
• All prices and information listed are subject to revision without notice. Please re-confirm at time of order.
• All products picked up from a yard (excluding Middle Swan) will include the additional cost of cartage from the Brickworks to the yard.
• There is a handling service fee for all products that are delivered or picked up loose or in part packs.
• A \$100 (inc. GST) restocking fee plus transport applies to any stock returned to yards. Stock must be in packs or on pallets as purchased.

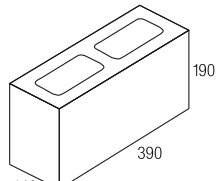
Masonry blocks

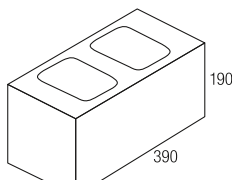
	Colour / Description	RRP inc. GST per 1000	RRP excl. GST per 1000	RRP inc. GST per pack	Bricks per Sq metre	Bricks per pack
Classique 290x90x162mm Cored						
	Castle Grey Stone Ebony Stone Limestone	\$1,859.00	\$1,690.00	\$282.57	19.4	152
	Solids, longreach solids, sills, squints, 140mm fractions and 240mm fractions are available – please enquire with a Sales Advisor for more information.					

Please Note: Classique must be laid in half bond **only**. To view the Classique Technical Specifications manual, please visit our website or speak to your Sales Advisor. Some Classique accessories are delivered on pallets. This will incur an additional fee of \$40 (inc. GST) per pallet and is fully refundable on return within 6 months of purchase date. Pallets can be arranged to be collected for a \$10 per pallet charge. For unreinforced walls using concrete masonry product, control joints must be incorporated at centres not exceeding 6 metres. Refer to AS3700 for further information.

	Colour	Product Code	RRP inc. GST per 1000	RRP inc. GST per pallet	Blocks per sq metre	Blocks per pallet	Weight per block (kg)
100mm Series 390x90x190mm							
	Grey	10.01	\$2,832.50	\$509.85	12.5	180	10.3
	Parchment	10.01	\$3,399.00	\$611.82	12.5	180	10.3

100mm Splitface Series 390x90x190mm <i>Made to order – subject to quantity</i>							
	Grey	10.101	\$3,916.00	\$422.93	12.5	108	14.42
	Parchment	10.101	\$5,566.00	\$601.13	12.5	108	14.42

150mm Series 390x140x190mm							
	Grey	15.01	\$3,916.00	\$469.92	12.5	120	13.6
	Parchment	15.01	\$4,433.00	\$531.96	12.5	120	13.6

200mm Series 390x190x190mm							
	Grey	20.01	\$4,482.50	\$403.43	12.5	90	16.07
	Parchment	20.01	\$5,511.00	\$495.99	12.5	90	16.07

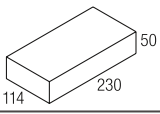

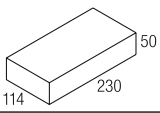

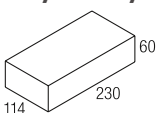



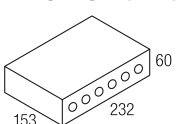


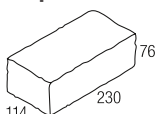

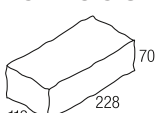


All Masonry blocks are delivered on pallets. This will incur an additional fee of \$40 (inc. GST) per pallet and is fully refundable on return within 6 months of purchase date. Pallets can be arranged to be collected for a \$10 per pallet charge. Small fractions are available and may either be cut to size or purpose made. Blocks are also available in other colours – enquire with a Sales Advisor for more information. For unreinforced walls using concrete masonry product, control joints must be incorporated at centres not exceeding 6 metres. Refer to AS3700 for further information.

NOTE:

- Prices include GST unless indicated.
- Prices ex-Middle Swan Brickworks.
- Delivery charges are not included.
- All weights are approximate.

- All prices and information listed are subject to revision without notice. Please re-confirm at time of order.
- All products picked up from a yard (excluding Middle Swan) will include the additional cost of cartage from the Brickworks to the yard.
- There is a handling service fee for all products that are delivered or picked up loose or in part packs.
- A \$100 (inc. GST) restocking fee plus transport applies to any stock returned to yards. Stock must be in packs or on pallets as purchased.

Clay pavers

	Colour	Application	RRP inc. GST per 1000	RRP inc. GST per pack	RRP inc. GST per sq metre	Pavers per pack	Sq metre per pack	Pavers per sq metre
Landscape 230x114x50mm								
	Golden Dune Red Sentosa Taupe		\$698.50	\$276.61	\$25.84	396	10.7	37.0
Landscape Renovators 230x114x50mm								
	Antique Silver Napoli Pompeii Travertine		\$836.00	\$331.06	\$30.93	396	10.7	37.0
Heavy Duty 230x114x60mm								
	Golden Dune Pilbara Iron Red Sentosa Taupe		\$1,100.00	\$343.20	\$40.70	312	8.43	37.0
Heavy Duty Renovators 230x114x60mm								
	Antique Silver Napoli Pompeii Travertine		\$1,254.00	\$391.25	\$46.40	312	8.43	37.0
Ezi-Pave 232x153x60mm								
	Almondbury Burnished Red Ironstone Kimberley Sahara	 	\$1,199.00	\$330.92	\$32.97	276	10.04	27.5
Roadpave Coach 230x114x76mm <i>Made to order – subject to quantity</i>								
	Golden Dune Red Sentosa Taupe Terracotta Traditional		\$1,672.00	\$441.41	\$61.86	264	7.14	37.0
Handmade* 228x112x70mm								
	Woodbridge Caversham	 	\$1,089.00	\$287.50	\$41.38	264	6.95	38.0


All 'Handmade' bricks and pavers going to country areas must be shrink wrapped. Additional cost is \$55 (inc. GST) per thousand.

* Due to the unique process in making Handmade Pavers, they are classified as dimensional category DWO. This classification is usually reserved for non-standard shaped pavers and pavers that have been rumbled or otherwise distorted during the manufacturing process for aesthetic reasons. Therefore the dimensional requirements are less stringent and the size is nominal only.

RUSTIC APPEAL These character clay pavers have been made to appeal to the homeowner who favours rustic charm. They feature variations in colour, texture and size. To achieve the desired effect, care is required with blending from several packs.

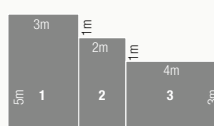
APPLICATION GUIDE		Pathways, Patios Suitable for all pedestrian and patio applications in all laying patterns.
		Driveways – Residential Suitable for pedestrians, domestic driveways and light traffic access.
		Driveways – Light Commercial Suitable for pedestrian and commercial vehicles in residential applications.
		Commercial & Civil Suitable for all uses, including commercial and civil applications.
		Steps & Pool Surrounds Suitable for steps and pool surrounds.

HOW TO MEASURE YOUR AREA



Measure your area to be paved to determine quantity of pavers required. This area is simply calculated by Length (m) x Width (m) = Area (m²) for basic square or rectangular spaces.

- Allow up to 5% extra pavers for wastage such as cuts and breakages
 - You can also measure your area using our on-line calculator – go to www.midlandbrick.com.au
- Note:** Midland Brick takes no responsibility for quantities calculated.



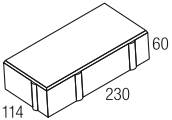

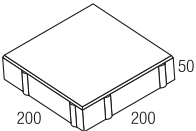

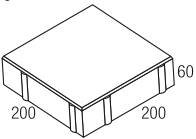

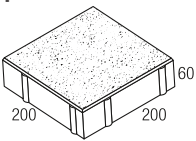

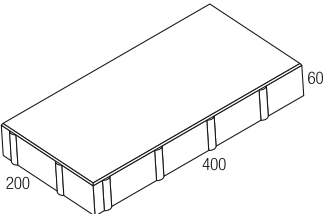

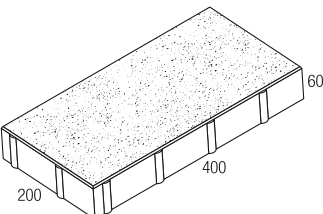

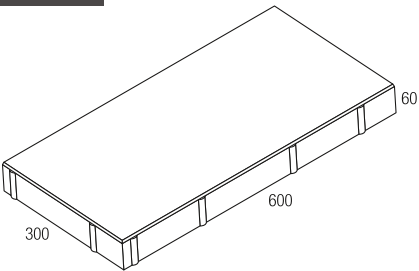

For odd shapes
break your area into sections.
1) 5m x 3m = 15m²
2) 2m x 4m = 8m²
3) 3m x 4m = 12m²
Total = 35m²



For triangular areas
 $\frac{1}{2} \times \text{base (m)} \times \text{height (m)} = \text{area (m}^2\text{)}$
e.g. $\frac{1}{2} \times 4\text{m} \times 3\text{m} = 6\text{m}^2$

NOTE: • Prices include GST unless indicated. • All prices and information listed are subject to revision without notice. Please re-confirm at time of order.
• Prices ex-Middle Swan Brickworks. • All products picked up from a yard (excluding Middle Swan) will include the additional cost of cartage from the Brickworks to the yard.
• Delivery charges are not included. • There is a handling service fee for all products that are delivered or picked up loose or in part packs.
• All weights are approximate. • A \$100 (inc. GST) restocking fee plus transport applies to any stock returned to yards. Stock must be in packs or on pallets as purchased.

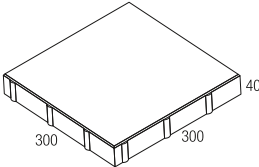

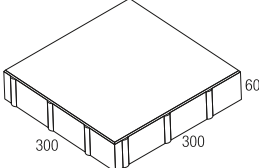

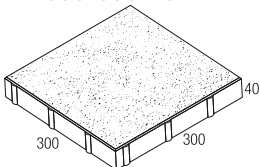

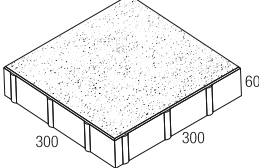

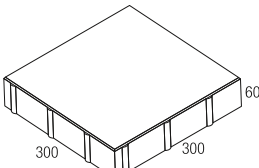

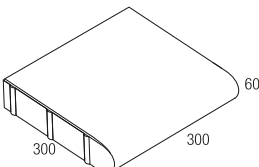

Masonry pavers

	Colour	Application	RRP inc. GST per 1000	RRP inc. GST per pack/pallet	RRP inc. GST per sq metre	Pavers per pack/pallet	Sq metre per pack/pallet	Pavers per sq metre
Pavestone Classic 230x114x60mm								
	Charcoal Donnybrook Heritage Red Limestone Morocco Pewter		\$836.00	\$275.88	\$31.85	330 / pack	8.66 / pack	38.1
Masterpave Classic 50 200x200x50mm								
	Charcoal Golden Sand Limestone Pewter Steel Grey		\$841.50	\$227.21	\$21.04	270 / pack	10.8 / pack	25.0
Masterpave Classic 60 200x200x60mm								
	Charcoal Donnybrook Golden Sand Heritage Red Limestone Morocco Pewter Steel Grey		\$1,325.50	\$304.87	\$33.14	230 / pack	9.2 / pack	25.0
Masterpave Granite 60 200x200x60mm								
	Chalk Copper Graphite Platinum Titanium		\$1,474.00	\$309.54	\$36.85	210 / pack	8.4 / pack	25.0
Boulevard Classic 400x200x60mm								
	Charcoal Limestone Pewter Steel Grey		\$3,052.50	\$549.45	\$38.16	180 / pallet	14.4 / pallet	12.5
Boulevard Granite 400x200x60mm								
	Chalk Graphite Platinum Titanium		\$3,877.50	\$697.95	\$48.47	180 / pallet	14.4 / pallet	12.5
<i>Boulevard are delivered on pallets. This will incur an additional fee of \$40 (inc. GST) per pallet and is fully refundable on return within 6 months of purchase date. Pallets can be arranged to be collected for a \$10 per pallet charge.</i>								
NEW Colonnade 600x300x60mm								
	Alpine Ash Onyx Travertine		\$8,431.50	\$674.52	\$46.88	80 / pallet	14.39 / pallet	5.56
<i>Colonnade are delivered on pallets. This will incur an additional fee of \$40 (inc. GST) per pallet and is fully refundable on return within 6 months of purchase date. Pallets can be arranged to be collected for a \$10 per pallet charge.</i>								

NOTE:

- Prices include GST unless indicated.
- Prices ex-Middle Swan Brickworks.
- Delivery charges are not included.
- All weights are approximate.
- All prices and information listed are subject to revision without notice. Please re-confirm at time of order.
- All products picked up from a yard (excluding Middle Swan) will include the additional cost of cartage from the Brickworks to the yard.
- There is a handling service fee for all products that are delivered or picked up loose or in part packs.
- A \$100 (inc. GST) restocking fee plus transport applies to any stock returned to yards. Stock must be in packs or on pallets as purchased.

Masonry pavers

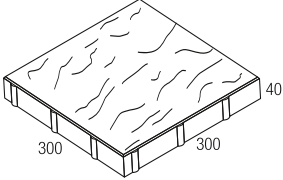


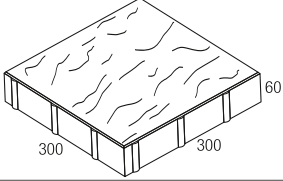


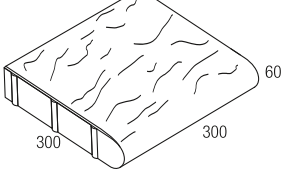


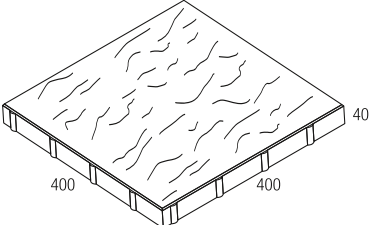


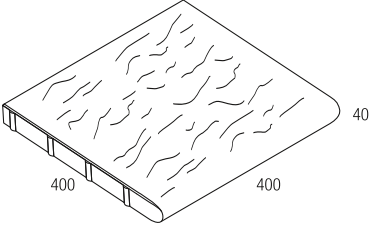


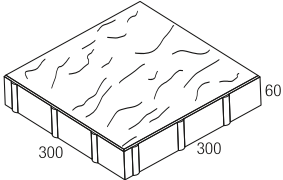

	Colour	Application	RRP inc. GST per 1000	RRP inc. GST per pallet	RRP inc. GST per sq metre	Pavers per pallet	Sq metre per pallet	Pavers per sq metre
Promenade Classic								
300x300x40mm 	Autumn Blend Charcoal Donnybrook Golden Sand Heritage Red Limestone Morocco Pewter Steel Grey		\$2,552.00	\$571.65	\$28.33	224	20.18	11.1
300x300x60mm 	Autumn Blend Charcoal Donnybrook Golden Sand Heritage Red Limestone Morocco Pewter Steel Grey		\$3,690.50	\$590.48	\$40.96	160	14.41	11.1
Promenade Granite								
300x300x40mm 	Amber Chalk Copper Graphite Platinum Rose Quartz Titanium		\$3,168.00	\$709.63	\$35.16	224	20.18	11.1
300x300x60mm 	Amber Chalk Copper Graphite Platinum Rose Quartz Titanium		\$4,587.00	\$733.92	\$50.92	160	14.41	11.1
Promenade Honed								
300x300x60mm 	Brun Gesso Grigio Noire		\$5,577.00	\$892.32	\$61.90	160	14.41	11.1
Promenade Bullnose								
300x300x60mm 	Classic Autumn Blend Charcoal Donnybrook Golden Sand Heritage Red Limestone Morocco Pewter Steel Grey Granite Amber Chalk Copper Graphite Platinum Rose Quartz Titanium Honed Brun Gesso Grigio Noire		N/A	\$1,683.44	\$35.03 per lineal metre	160	48.05 lineal metres	3.33 per lineal metre
			N/A	\$1,881.44	\$39.16 per lineal metre			
			N/A	\$2,128.72	\$44.29 per lineal metre			

Promenade are delivered on pallets. This will incur an additional fee of \$40 (inc. GST) per pallet and is fully refundable on return within 6 months of purchase date. Pallets can be arranged to be collected for a \$10 per pallet charge.

NOTE: • Prices include GST unless indicated.
• Prices ex-Middle Swan Brickworks.
• Delivery charges are not included.
• All weights are approximate.

• All prices and information listed are subject to revision without notice. Please re-confirm at time of order.
• All products picked up from a yard (excluding Middle Swan) will include the additional cost of cartage from the Brickworks to the yard.
• There is a handling service fee for all products that are delivered or picked up loose or in part packs.
• A \$100 (inc. GST) restocking fee plus transport applies to any stock returned to yards. Stock must be in packs or on pallets as purchased.

Masonry pavers

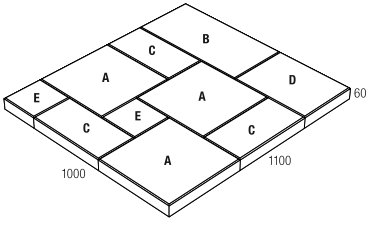


	Colour	Application	RRP inc. GST per 1000	RRP inc. GST per pallet	RRP inc. GST per sq metre	Pavers per pallet	Sq metre per pallet	Pavers per sq metre
Stylestone Rockpave 300								
300x300x40mm 	Charcoal Morocco Sandstone Wheat		\$3,311.00	\$741.66	\$36.75	224	20.18	11.1
	Golden Sand Steel Grey		\$3,498.00	\$783.55	\$38.83	224	20.18	11.1
300x300x60mm 	Charcoal Morocco Sandstone Wheat		\$4,301.00	\$688.16	\$47.74	160	14.41	11.1
	Golden Sand Steel Grey		\$4,493.50	\$718.96	\$49.88	160	14.41	11.1
Bullnose 300x300x60mm 	Charcoal Morocco Sandstone Wheat		N/A	\$1,782.00	\$37.10 per lineal metre	160	48.05 lineal metres	3.33 per lineal metre
	Golden Sand Steel Grey		N/A	\$1,881.44	\$39.16 per lineal metre	160	48.05 lineal metres	3.33 per lineal metre
Stylestone Rockpave 400								
400x400x40mm 	Charcoal Morocco Sandstone Wheat		\$6,314.00	\$795.56	\$39.46	126	20.16	6.25
	Golden Sand Steel Grey		\$6,814.50	\$858.63	\$42.59	126	20.16	6.25
Bullnose 400x400x40mm 	Charcoal Morocco Sandstone Wheat		N/A	\$2,076.92	\$41.20 per lineal metre	126	50.4 lineal metres	2.5 per lineal metre
	Golden Sand Steel Grey		N/A	\$2,128.90	\$42.25 per lineal metre	126	50.4 lineal metres	2.5 per lineal metre
<i>Stylestone are delivered on pallets. This will incur an additional fee of \$40 (inc. GST) per pallet and is fully refundable on return within 6 months of purchase date. Pallets can be arranged to be collected for a \$10 per pallet charge.</i>								
Signature Series Rockpave								
300x300x60mm 	Alpine Ash Onyx		\$4,730.00	\$756.80	\$52.50	160	14.41	11.1

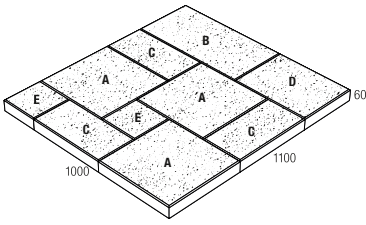


Signature Series are delivered on pallets. This will incur an additional fee of \$40 (inc. GST) per pallet and is fully refundable on return within 6 months of purchase date. Pallets can be arranged to be collected for a \$10 per pallet charge.

NOTE:

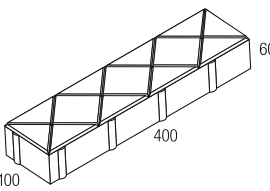

- Prices include GST unless indicated.
- Prices ex-Middle Swan Brickworks.
- Delivery charges are not included.
- All weights are approximate.
- All prices and information listed are subject to revision without notice. Please re-confirm at time of order.
- All products picked up from a yard (excluding Middle Swan) will include the additional cost of cartage from the Brickworks to the yard.
- There is a handling service fee for all products that are delivered or picked up loose or in part packs.
- A \$100 (inc. GST) restocking fee plus transport applies to any stock returned to yards. Stock must be in packs or on pallets as purchased.

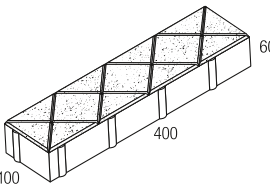

Masonry pavers

	Colour	Application	RRP inc. GST per 1000	RRP inc. GST per pallet	RRP inc. GST per sq metre	Layers per pallet	Sq metre per pallet	Sq metre per layer
Ashlar Classic Full layer – 1000x1100mm  Individual Paver Sizes: A – 400x400x60mm, B – 300x600x60mm, C – 200x400x60mm, D – 300x400x60mm, E – 200x200x60mm	Charcoal Limestone		N/A	\$447.10	\$40.69	10	11.0	1.1
	Golden Sand Steel Grey		N/A	\$486.75	\$44.29	10	11.0	1.1

Ashlar Granite Full layer – 1000x1100mm  Individual Paver Sizes: A – 400x400x60mm, B – 300x600x60mm, C – 200x400x60mm, D – 300x400x60mm, E – 200x200x60mm	Chalk Graphite		N/A	\$565.95	\$51.50	10	11.0	1.1
	Amber Titanium		N/A	\$599.94	\$54.59	10	11.0	1.1

Ashlar pavers are sold by the layer only. Discuss with your Midland Brick Sales Advisor for more information and instructions on how to lay Ashlar pavers. Ashlar pavers are delivered on pallets. This will incur an additional fee of \$40 (inc. GST) per pallet and is fully refundable on return within 6 months of purchase date. Pallets can be arranged to be collected for a \$10 per pallet charge.

	Colour	Application	RRP inc. GST per 1000	RRP inc. GST per pallet	RRP inc. GST per lineal metre	Pavers per pallet	Lineal metres per pallet	Pavers per lineal metre
Primolino Classic 400x100x60mm 	Charcoal Limestone		N/A	\$2,856.81	\$21.65	330	132	2.5

Primolino Granite 400x100x60mm 	Chalk Graphite		N/A	\$3,399.50	\$25.75	330	132	2.5
---	----------------	---	-----	------------	---------	-----	-----	-----

Primolino are delivered on pallets. This will incur an additional fee of \$40 (inc. GST) per pallet and is fully refundable on return within 6 months of purchase date. Pallets can be arranged to be collected for a \$10 per pallet charge.

NOTE:

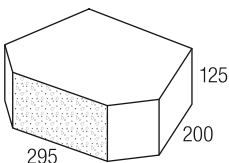
- Prices include GST unless indicated.
- Prices ex-Middle Swan Brickworks.
- Delivery charges are not included.
- All weights are approximate.
- All prices and information listed are subject to revision without notice. Please re-confirm at time of order.
- All products picked up from a yard (excluding Middle Swan) will include the additional cost of cartage from the Brickworks to the yard.
- There is a handling service fee for all products that are delivered or picked up loose or in part packs.
- A \$100 (inc. GST) restocking fee plus transport applies to any stock returned to yards. Stock must be in packs or on pallets as purchased.

Retaining Walls

	Colour	RRP inc. GST per block	RRP inc. GST per pack/pallet	Weight per unit (kg)	Units per sq metre	Units per pack/pallet
Heathstone						
Standard Unit – 220x280x162mm 	Golden Sand Steel Grey Limestone	\$3.61	\$360.80	12.30	28.4	100 / pallet
Corner Unit – 390x280x162mm 	Golden Sand Steel Grey Limestone	\$4.64	\$278.19	21.00	–	60 / pallet
Capping Unit – 440x280x60mm 	Golden Sand Steel Grey Limestone	\$4.64	\$370.92	15.30	2.27 per lineal metre	80 / pallet

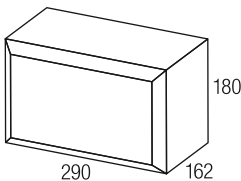
Heathstone are delivered on pallets. Additional fee of \$40 (inc. GST) per pallet is fully refundable on return. Pallets can be arranged to be collected for a \$10 per pallet charge.

Gardenwall 295x200x125mm

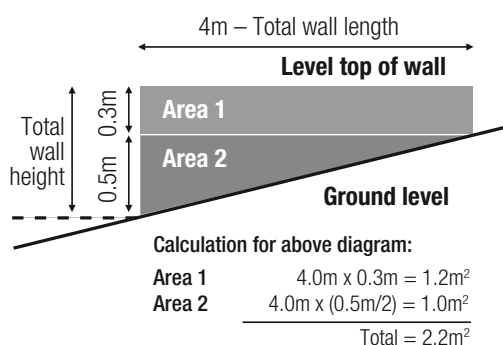
	Golden Sand Harvey Blend Limestone Parchment	\$3.97	\$475.86	12.88	27.1	120 / pallet
---	---	--------	----------	-------	------	--------------

Gardenwall are delivered on pallets. Additional fee of \$40 (inc. GST) per pallet is fully refundable on return. Pallets can be arranged to be collected for a \$10 per pallet charge.

Landscape Blocks 290x162x180mm

	Limestone	\$3.50	\$210.00	17.6	19	60 / pack
---	-----------	--------	----------	------	----	-----------

HOW TO MEASURE YOUR AREA



Check out our 'easy-to-use' Retaining Wall calculator at www.midlandbrick.com.au – simply enter the area in square metres and the calculator will do the rest.

Manual Retaining Wall Calculation

Measure your area of the wall to determine the quantity of blocks required. This area is simply calculated by Length (m) x Height (m) = Area (m²) for basic square or rectangular spaces (where m = metres).

Measure the area of the retaining wall.

To do this you will need:

- The length of the wall.
- The height at both ends of the wall.

This area is simply calculated by length x height for basic square or rectangle spaces.

For odd shapes break your area down into several sections.

For triangular areas use half base x height to calculate your area.

Allow up to 5% extra for cuts, part blocks & breakages.

Note: Midland Brick takes no responsibility for quantities calculated.

NOTE:

- Prices include GST unless indicated.
- Prices ex-Middle Swan Brickworks.
- Delivery charges are not included.
- All weights are approximate.
- All prices and information listed are subject to revision without notice. Please re-confirm at time of order.
- All products picked up from a yard (excluding Middle Swan) will include the additional cost of cartage from the Brickworks to the yard.
- There is a handling service fee for all products that are delivered or picked up loose or in part packs.
- A \$100 (inc. GST) restocking fee plus transport applies to any stock returned to yards. Stock must be in packs or on pallets as purchased.

Important information

General

All prices shown will be charged at the ruling rate on date of delivery. Delivery charges are not included.

Safety Information. We have safety information sheets providing details on brick cutting, cleaning, safe storage and movement of bricks and pavers. Ask our Sales Advisors or see online for more information and leaflets.

Ordering Product. When ordering product, we recommend they are all delivered at the same time to ensure colour consistency as colours will vary within and between batches.

Country Orders. Bricks and pavers can be double strapped, packed and strapped onto pallets and/or shrink wrapped for country cartage on request. 48 hours notice required. Price on application. Note: Clients are reminded that when picking up product ex works, vehicles must have side gates or mesh. Mesh can be purchased direct from Midland Brick.

Product Inspection. We strongly recommend at all times there be careful inspections and supervision of all bricks and pavers delivered to ensure satisfactory results prior to and during installation. Any complaints regarding product should be directed to the place of purchase PRIOR to laying.

Colour Variation. Products on display are examples, variation will occur naturally within a production run and with each production run of products.

Chipping and breakage. Some minor chipping and breakage can occur during the delivery, off loading and laying of all products. This should not exceed 5% of the completed product. It is recommended that this product be used for cuts and infills.

Score Marks. Score or drag marks may occur during the face texturing and manufacturing process. These marks are a characteristic of the product and may be evident on textured or mexi-cut type bricks as vertical lines.

During the manufacturing process deep and wide drag marks may occur from time to time. 'Drag marks' are a part of the product and do not detract from the overall appearance of the completed wall when laid as can be seen in our brochures and on our branches' display walls.

'Handmade' Bricks and Pavers

- To maintain the traditional character of 'Handmade' bricks, they will vary in size and colour.
- When using 'Handmade' bricks within 1km of the ocean we strongly recommend that flushed or rolled joints be used.
- We invite you to personally select from our range of 'Handmade' bricks at the Middle Swan Selection Centre and Yard, as each firing creates a very individual look. Our Sales Advisors will be pleased to help you select bricks for your project.
- Handmade bricks are manufactured to sizing class DWØ.

Handmades Sizing. Due to the unique process in making Handmade Bricks, they are classified as dimensional category DWØ. This classification is usually reserved for non-standard shaped bricks and bricks that have been rumbled or otherwise distorted during the manufacturing process for aesthetic reasons. Therefore the dimensional requirements are less stringent and the size is nominal only.

Sizing. Product supplied is within the dimensional tolerances specified in Australia/ New Zealand Standard AS/NZS 4455. For further information please contact Midland Brick.

Sizes and number per square metre are nominal only and subject to variance due to installation technique, product colour and size variation through manufacturing processes. Please consult your Midland Brick Sales Advisor if mixing various colours into patterns.

Colour Blending. For the best colour blending results, blend your bricks and pavers from various packs as you lay. Ask our Sales Advisors for more information or download the brochure online.

Loose Loading. Load restraint laws restrict what and how we load loose product into vehicles. Loose products can only be loaded into vehicles with an enclosed boot or with a cargo barrier in place. A service fee applies for all products loaded loose. Please check with a Sales Advisor for further details.

Trailer Weight Restrictions. Due to weight restrictions your garden trailer may not be suitable. If your trailer is not marked with load specifications, you can only load a maximum of half a pack of pavers/ face bricks. Suitable trailers are available for hire from Midland Brick.

Cutting. When cutting products, please ensure that the product is fully wetted (soaked with water), to reduce the chance of discolouration from cutting slurry entering the product surface. Similarly, ensure all slurry is washed from any cut product before laying. Ensure that no cutting slurry falls on the surface of product already laid.

Please refer to www.midlandbrick.com.au on Cutting Procedure for further information or enquire with a Sales Advisor.

Website Information Service. Review Midland Brick's range of quality bricks, pavers, retaining walls, technical information and CAD drawings all available to download free of charge. Visit www.midlandbrick.com.au

Cleaning

High Pressure Water Warning. The use of high pressure water cleaning is NOT recommended as it may damage the face of brickwork, clay and masonry paving, window frames and erode mortar joints.

Acid Warning. Chemicals used to clean products are dangerous. Please ensure you adhere to all safety directions. Ensure that no acid based products are used on concrete, masonry or Stylestone products.

Staining. Occasionally various types of stains, blemishes or efflorescence may become visible after the completion of the works. Typically this forms on the surface of porous building materials or coatings such as bricks, pavers, mortar and concrete.

Efflorescence. A white deposit known as efflorescence may sometimes appear on any concrete or masonry product. Efflorescence appears due to the migration of salts via evaporation to the surfaces of the product. This is a temporary effect as the products acclimatise to their new environment. To remove efflorescence and other forms of staining please refer to our brick cleaning information sheet. Refer to www.midlandbrick.com.au for further information.

Vanadium. On occasion yellow/green staining may appear on cream coloured clay bricks. This is known as vanadium staining. This staining is a natural by-product of clay products and is not harmful. The stain may appear following rain/water application or when exposed to an acidic environment. The stain will usually weather away, however for quicker removal please refer to our brick cleaning information sheet.

Further Information. For more information, please refer to www.midlandbrick.com.au, brick cleaning information sheet, or you can discuss your requirements with your local Midland Brick Sales Advisor.

Important information

Bricks

Brick Face. Standard Face Bricks have only one purpose made face, except 'Handmade' which is produced with two purpose made faces.

Solids. Variations in colour may occur between solid and cored face bricks of the same name.

Utility Bricks. Not all utility bricks are suitable for external use. We recommend you discuss applications with your Midland Brick Sales Advisor. Please note all utility bricks are not colour specific.

Masonry Blocks. All concrete masonry products shrink over time and allowance for this must be included in the building design. For unreinforced walls using concrete masonry product, control joints must be incorporated at centres not exceeding 6 metres. Please refer to our Sales Advisors or AS3700 for further information.

Architectural Shapes, Custom Colours. Special shapes, squints, sill bricks, utilities and custom colours are available subject to quantity required, scope of a project and availability of clay and materials. Ask for information today.

Paving

Control Joints. Control joints are generally not required when pavers are laid over unbound bedding sand and appropriate gaps are incorporated between adjacent pavers. However, in large areas of flexible paving restrained by walls, kerbing, etc or long driveways it may be necessary to include control joints. A control joint consists of a 10-15mm gap between the sections of the pavers. Spacing of the control joints will vary depending on the design and should be positioned to coincide with points of weakness, re-entrant corners and centres not exceeding 6 metres. Control joints can be filled using a compressible material such as Abel Flex. Usually expansion of the paving mass occurs due to the change in ambient temperature. Darker coloured pavers tend to move more and the paving will always give way where the weakest point is, which is usually the edge restraint.

Paver Face. Some pavers have subtle variation in colour and texture where either face can be used. The choice is yours.

Paving Dimensions/Pattern Design. Dimensions quoted are nominal only. Actual manufactured size will vary between batch runs, product type and colour of paver. Please consult your Midland Brick Sales Advisor if mixing various colours into patterns.

DIY. Allow 2-3mm between clay pavers for clean jointing sand to be swept in between pavers to ensure effective lock up. Masonry Pavers already contain 2mm nibs on each edge.

Certified Strength Bricks. For specialised building projects Midland Brick produce a range of certified strength bricks – details of specifications and costs are available on application.

Mortar Mix Recommendations for Concrete Masonry

M3 Applications (as per AS3700)

Subject to non-saline wetting and drying – General Purpose

1 Cement : 1 Lime : 6 Sand or,
1 Cement : 5 Sand – requires the use of methyl cellulose water thickener.

M4 Applications (as per AS3700)

Subject to saline wetting and drying – Exposure

1 Cement : 0.5 Lime : 4.5 Sand or,
1 Cement : 4 Sand – requires the use of methyl cellulose water thickener.

Note: Please be aware that the sand used in mortar is sourced from different locations. This may result in a difference between the mortar colour of your new home and the mortar colour of product displayed at our selection centres. Please ensure you discuss this important factor with your builder.

Paving Installation. In accordance with accepted engineering principles, Midland Brick recommends allowing 2-3mm joints between clay pavers for clean jointing sand to be swept in between pavers to ensure effective lock up and the use of a base course layer under all segmental pavements subjected to vehicular traffic. Masonry Pavers already contain 2mm nibs on each edge.

Please refer to Midland Brick technical literature for specific recommendations or contact Midland Brick.

Abrasive Objects. Minor edge chipping can occur when steel drum rollers, mowers or edgers pass over paving bricks. When moving the above machinery across pavers, insertion of a rubber strip or carpet between paver and machine will alleviate this chipping.

Crossovers and Driveways. In accordance with accepted engineering principles Midland Brick recommends the use of a sub-base course layer under all clay segmental brick pavements subjected to vehicular traffic as referred to in Midland Brick's Crossover and Driveway document. When paving crossovers you should first contact your local shire to ensure you comply with their specifications. Visit www.midlandbrick.com.au

Tyre Markings. Tyre markings may appear on any type of pavement surface due to tyre compounds, vehicle weight, direction and the action of power steering.

Two Storey Projects. For two storey projects Midland Brick can block stack face bricks on site, and later lift them onto the first floor slab if possible. It is recommended that all face bricks be delivered at the same time to ensure colour consistency between storeys. Charges apply.

Brickwork by the Coast. To achieve maximum protection in coastal areas, a sealed joint (flush or rolled) with an approved damp proof course is recommended. To ensure the best possible performance of any brickwork in severe marine environments, exposure grade units are required. Please consult your Midland Brick sales office if more information is required.


Damp Proof Course (DPC). It is imperative that adequate damp proof course is installed to protect the brickwork from excessive ground salts and moisture. Damp proofing in the external leaf of masonry, piers and in garden walls is important to ensure that the bricks maintain their appearance. The damp proof course must be installed correctly and above ground level to ensure it functions correctly.


Colour Fastness. All concrete pavers will fade over time when exposed to direct sunlight. To maintain and enhance the chosen colour, sealing the pavers is recommended. Contact sealer manufacturers for further information.

Sealing. To protect the life of your finished project and to allow easy cleaning, Midland Brick recommends that your paving be sealed – in particular, paving in coastal areas or harsh environments. The application of a sealer will protect your investment and maintain the paver's appearance. Ask your Midland Brick Sales Advisor for more information about our range of sealers today.

Salt Water Pools. Paving should be protected from salt water with a suitable sealer to a minimum width of 2m from the pool edge. Ask your Midland Brick Sales Advisor for more information about our range of sealers today. Sealers should be renewed periodically as recommended by the sealer manufacturer. When clay or masonry product is subjected to severe salt attack situations, some deterioration may occur over time. For Bullnose pavers we recommend sealing both sides of the paver prior to installation.

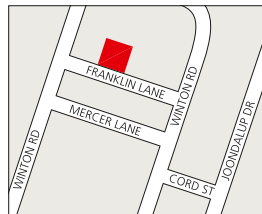
For more information about Midland Brick

 Call us on **13 15 40**

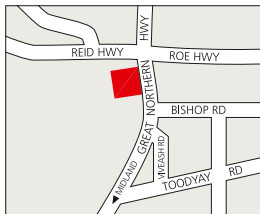
 Visit our website at **midlandbrick.com.au**

 Drop into a Midland Brick Selection Centre or Reseller

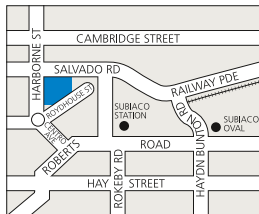
Selection Centres Selection Centre & Yard Selection Centre



Joondalup
16 Franklin Lane



Middle Swan
102 Great Northern Hwy



Subiaco
Home Base, 55 Salvado Rd

Authorised Regional Resellers



Bunbury
Beyond Bricks
11 Denning Road
(08) 9721 9777



Mandurah
Beyond Bricks
4 Rafferty Close
(08) 9535 5030

Adelaide (SA)
Boral Bricks Pooraka
(08) 8304 6999

Albany
CamTrans Pty Ltd
(08) 9841 7409

Bunbury
Beyond Bricks
(08) 9721 9777

Busselton
KD Power & Co.
(08) 9752 1177
Soils Aint Soils
(08) 9751 5322

Carnarvon
Tropics Hardware
(08) 9941 2884

Cervantes
Hunters Cervantes
Transport
(08) 9652 7013

Dongara
Marsdens Transport
(08) 9927 1145

Esperance
Star Transport
(08) 9071 2345

Exmouth
Exmouth Hardware
& Building Supplies
(08) 9949 1837

Geraldton
Goldings Paving Centre
(08) 9938 1061

Jurien Bay
RDi Transport
(08) 9652 1241

Kalbarri
Kalbarri Carriers
(08) 9937 1500

Kalgoorlie
City Building Supplies
(08) 9091 4515

Katanning
Katanning Hardware
(08) 9821 1411

Lake Grace
Nambec Nominees
(08) 9865 1151, 0427 652 151

Lancelin
Lancelin Transport
(08) 9655 1827,
0407 386 548

Lancelin Trade & Rural
(08) 9655 2198

Mandurah
Beyond Bricks
(08) 9535 5030

Manjimup
Cutts Transport Pty Ltd
(08) 9777 0888

Margaret River
Podmore Holdings
(08) 9757 2422

Narrogin
Narrogin Freightlines
0418 924 591

Northam
Lloyd's Contracting
(08) 9622 7660

Southern Cross
SX Hardware & News
(08) 9049 1014

Wagin
Alexander Galt & Co
(08) 9861 1087

Wongan Hills
Overland Freight
(08) 9671 1457, 0427 711 821

York
York Landscape Supplies
(08) 9641 2300



Samples and displays should be viewed as a guide only. Colour/shade variations occur from batch to batch. Colours shown in this brochure are indicative only and should not be used for final selection. Whilst every effort is made to supply product consistent with brochures and examples, some colour and texture variation may occur within production runs. Not all colours are available in every region for each product. See your retailer for colours available in your region. Products ordered should be chosen from actual samples current at the time of order and are subject to availability. Photographs in this brochure are only representative of Midland Brick products and the appearance and effect that may be achieved by their use. Customers should ensure all delivered products are acceptable, and any concerns about products are made prior to laying.

© Copyright Midland Brick – all rights reserved 2019.



This publication is printed onto paper stock that is manufactured from timber sourced from sustainable resources. Both printer and paper manufacturer are accredited to the highest international environmental standards.