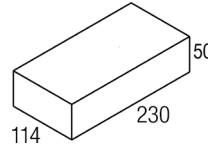


Product Data Sheet

CLAY PAVER

Golden Dune Landscape 50mm Paver



Product Information	
Work Size (mm)	230 x 114 x 50
Dimensional Category	DPA2
Approximate Unit Weight (kg)	2.5
Approximate No. per m ²	37
No. Per Pack	396
Nominal Pack Weight (kg) ¹	1020
Breaking Load (kN)	>5
Mean Abrasion Index (Va)	<8
Slip Resistance Category	P5
Cold Water Absorption (%)	<12
Coefficient of Expansion (mm/m)	<1.0
Durability Class	Exposure Grade - Marine
Potential to Effloresce	Nil
Liability to Lime Pitting	Nil
Solar Absorption Rating	Light

This technical information represents average properties obtained from production runs. If specific results are required, samples should be taken from current production runs. AS/NZS 4456 and 4586 are used as applicable. Durability classifications are based on product knowledge under local (Perth) climatic conditions. Colours are indicative only. Information subject to change without notice.

¹ Includes +3% moisture

Clay Paver 50mm Landscape Range



Antique Silver




Golden Dune




Napoli




Pompeii




Red



Sentosa



Taupe



Travertine