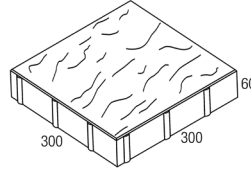


Product Data Sheet

MASONRY PAVER

Steel Grey Stylestone Rockpave 300 Series 60mm



Product Information	
Work Size (mm)	300 x 300 x 60
Dimensional Category	DPA2
CMAA Shape Category	Type C
Approximate Unit Weight (kg)	11.4
Approximate No. per m ²	11.1
No. Per Pack	160
Nominal Pack Weight (kg) ³	1879
Breaking Load (kN) ¹	>10
Mean Abrasion Index (Va) ²	<10
Slip Resistance Category	P5
Cold Water Absorption (%)	<5
Coefficient of Contraction (mm/m)	<0.8
Durability Class	General Purpose
Potential to Effloresce	Slight
Liability to Lime Pitting	Nil
Solar Absorption Rating	Medium to Dark


This technical information represents average properties obtained from production runs. If specific results are required, samples should be taken from current production runs. AS/NZS 4456 and 4586 are used as applicable. Durability classifications are based on product knowledge under local (Perth) climatic conditions. Colours are indicative only. Information subject to change without notice.

¹ At 28 days


² At 90 days

³ Includes +3% for moisture

Stylestone Rockpave 300 Series 60mm Masonry Paver Range



Charcoal



Morocco



Sandstone



Wheat



Golden Sand



Steel Grey